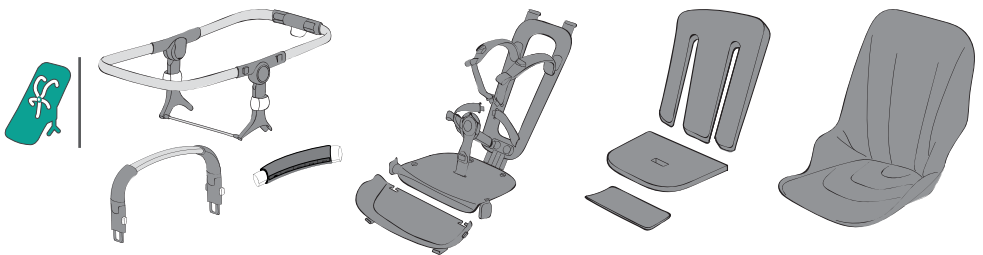
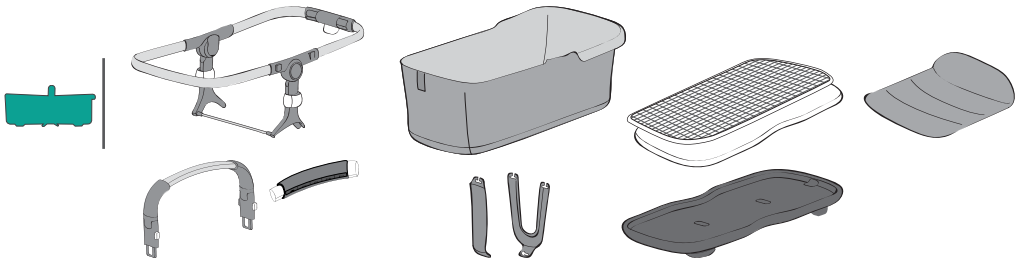
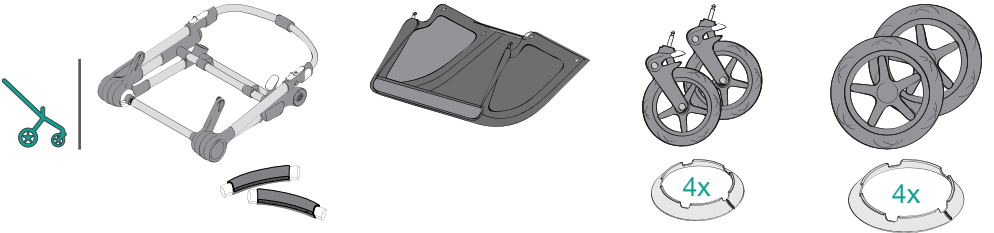
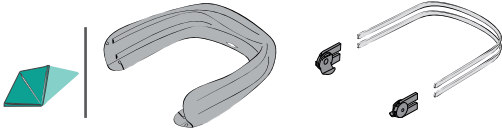
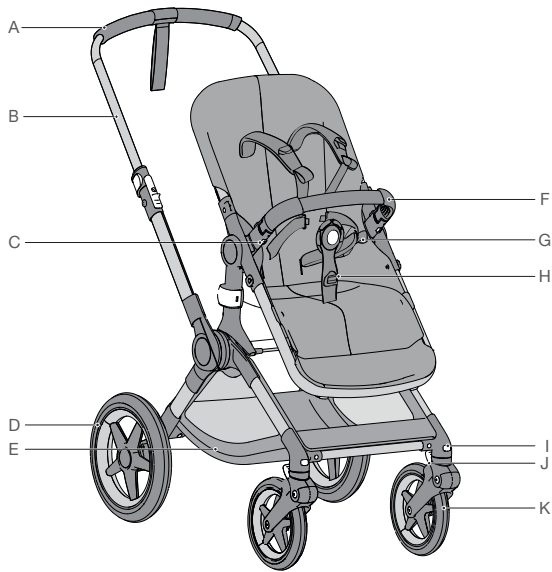


meet your bugaboo fox

parts for set-up







* product depicted may not be exactly the same in all regions

- en |
- A. handlebar
 - B. chassis
 - C. carry handle release button
 - D. large wheel
 - E. underseat bag
 - F. carry handle
 - G. seat
 - H. harness
 - I. swivel wheel release button
 - J. swivel wheel lock
 - K. swivel wheel
 - L. integrated attachment point 1
 - M. wrist strap
 - N. apron
 - O. handlebar adjustment clip
 - P. integrated attachment point 2
 - Q. bassinet stiffener
 - R. bassinet/carrycot/pram body
 - S. brake
 - T. integrated attachment point 3
 - U. large wheel release button
 - V. sun canopy
 - W. square white knob
 - X. unfolding lock
 - Y. suspension

instructions - visual language



visual check OK



visual check wrong



audible click



Perform action on both sides of the product.



video available



When you see this symbol in the instructional part of the user guide, please refer to the warnings chapter for ensuring the safe use of the Bugaboo Fox.

white
parts

All the white parts of your Bugaboo Fox are functional. They're the parts that allow you to adapt and change your Bugaboo Fox.

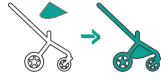
set-up



.....16



.....22



.....19



.....26



.....20



.....28



.....31

features



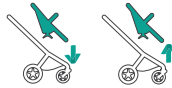
.....34



.....35



.....36



.....38



.....40



.....41



.....43



.....44

features



..... 45

..... 46

..... 48

..... 49

..... 51

..... 52

..... 54

..... 55

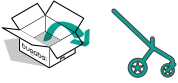
..... 56

..... 57

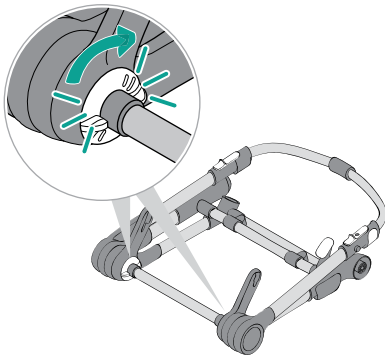
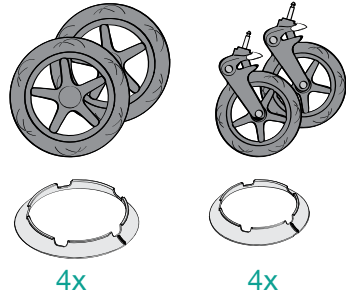
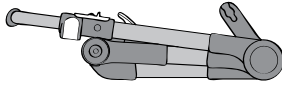
..... 58

..... 59

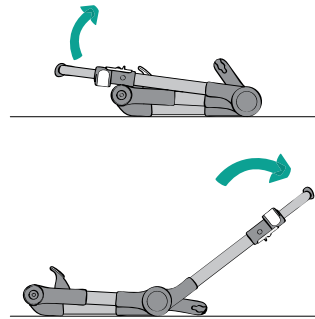
..... 61



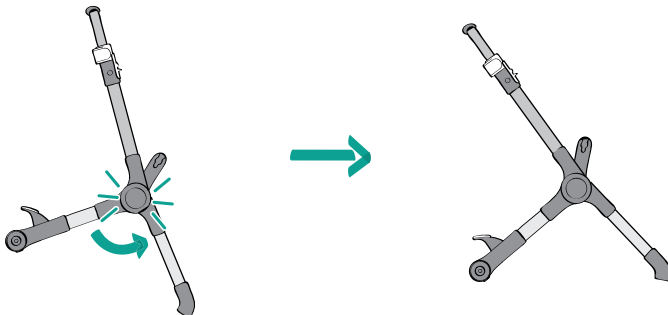
www.bugaboo.com/fox/howto



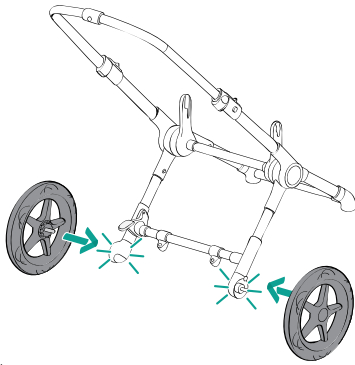
01




02



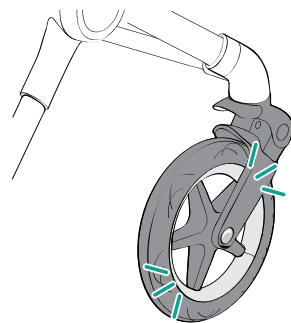
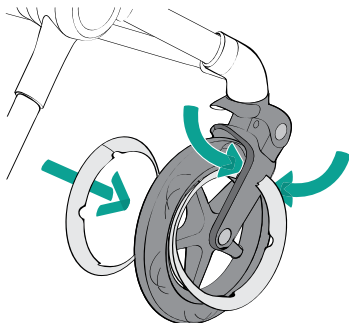
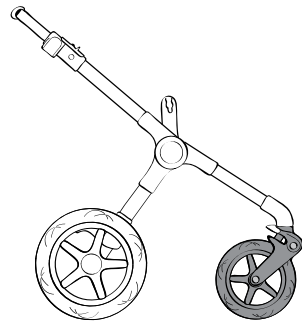
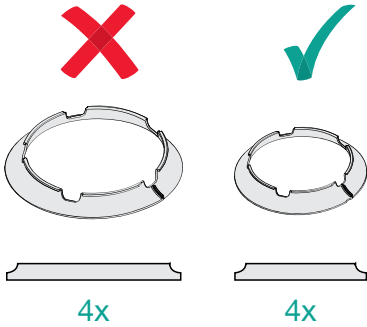
03



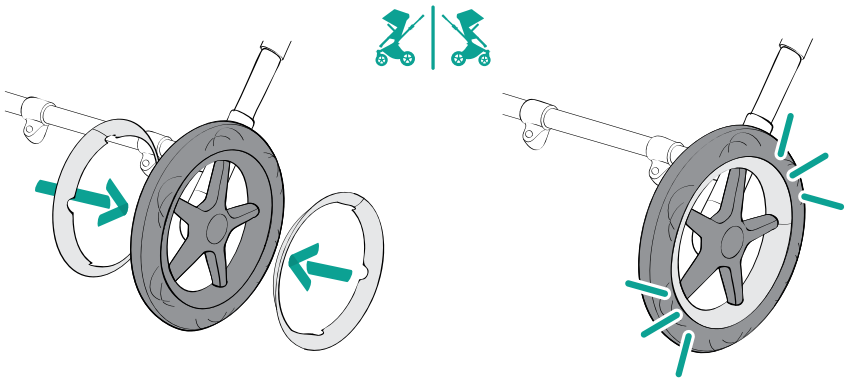
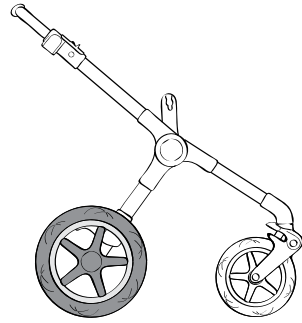
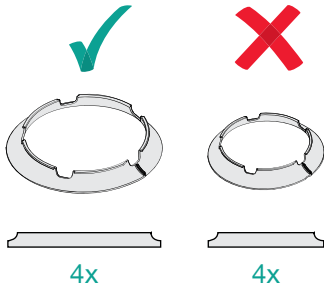
04




05



06

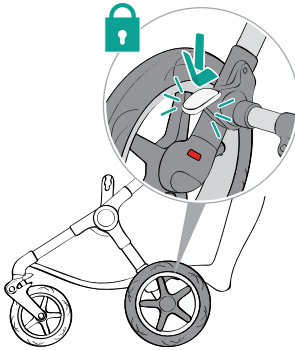
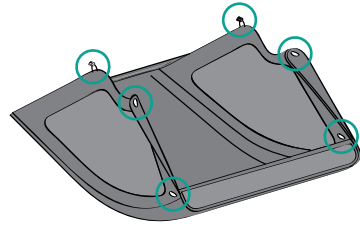
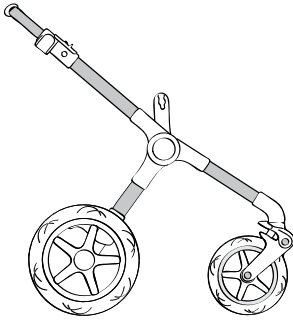


07

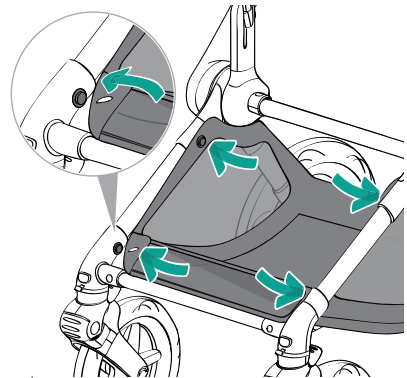




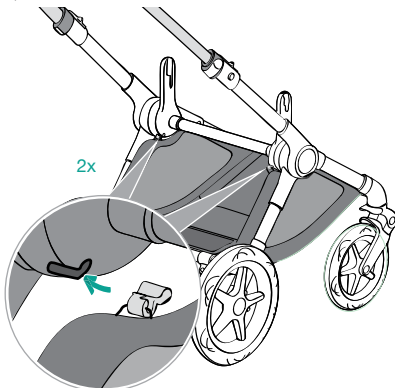
www.bugaboo.com/fox/howto



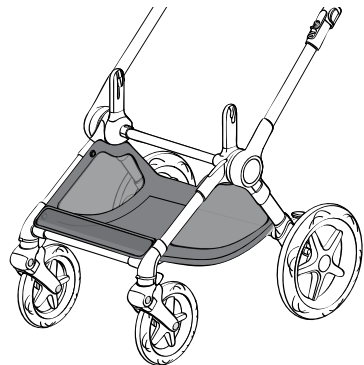
01



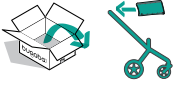
02



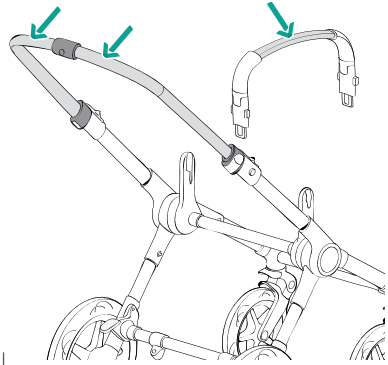
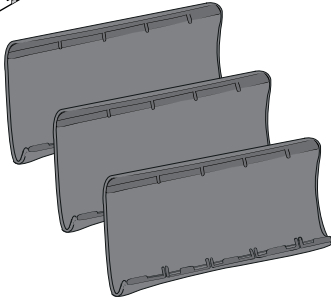
03




04



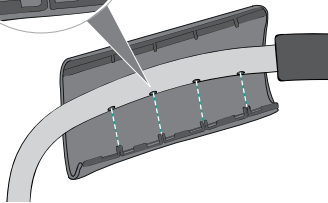
www.bugaboo.com/fox/howto



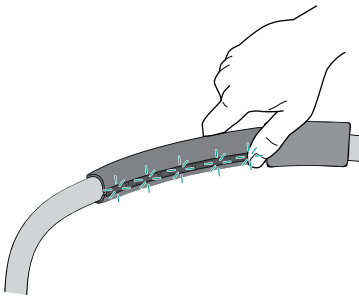
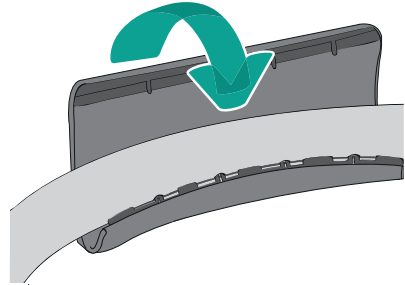
01



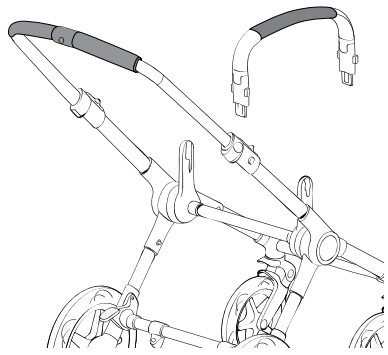
02



03

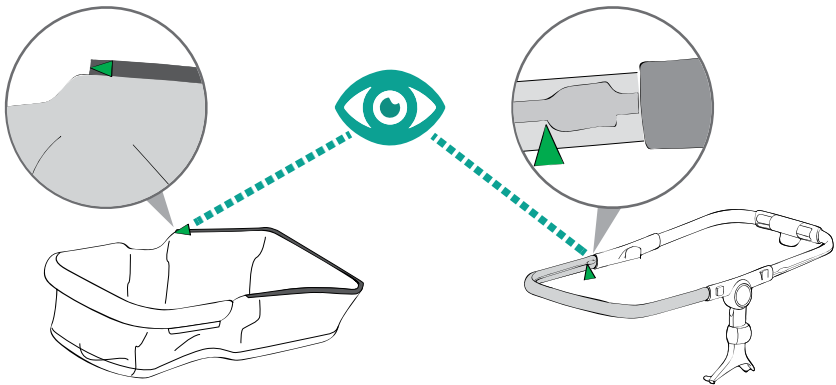
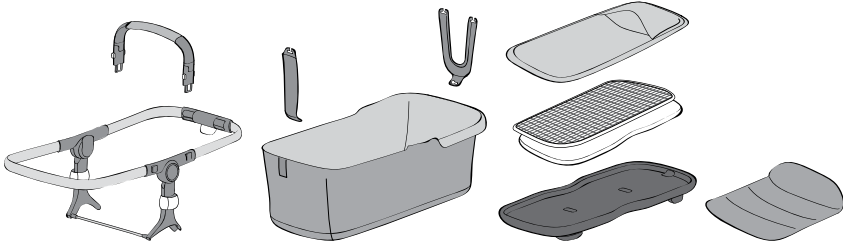


04

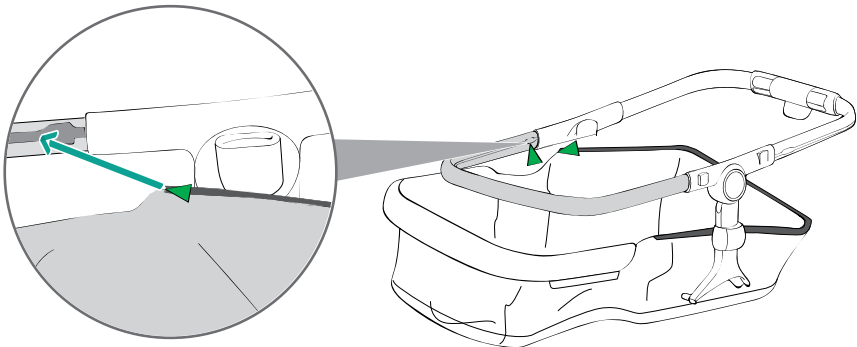




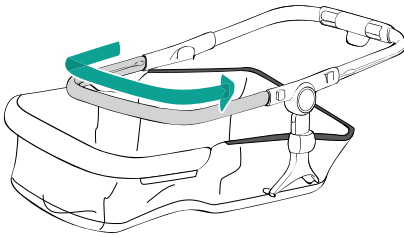
www.bugaboo.com/fox/howto



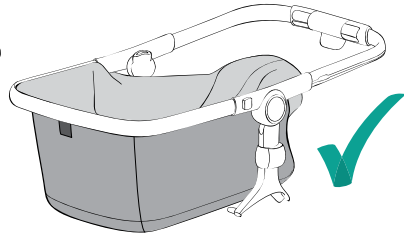
01



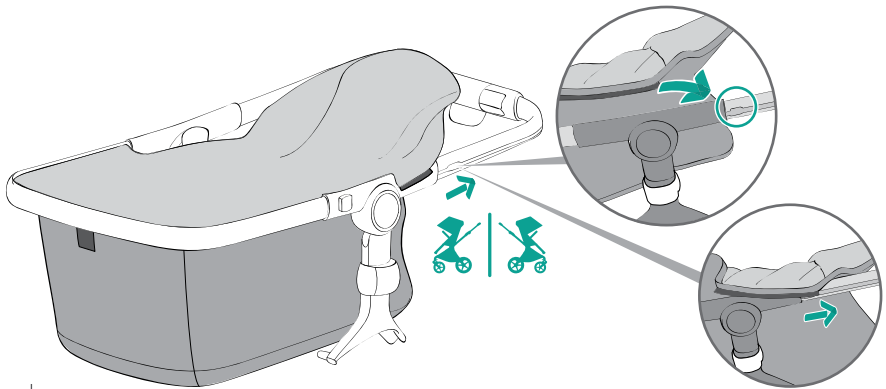
02



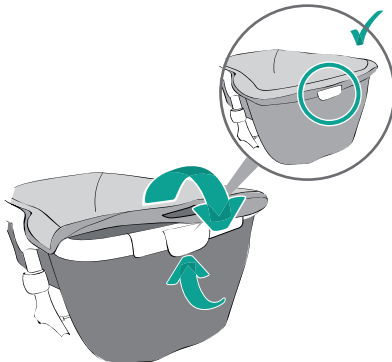
03



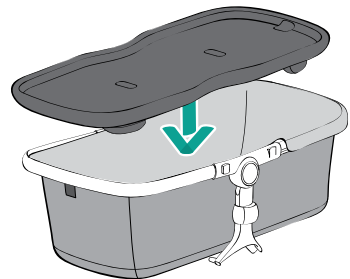
04



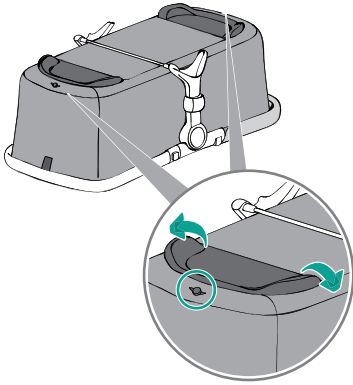
05



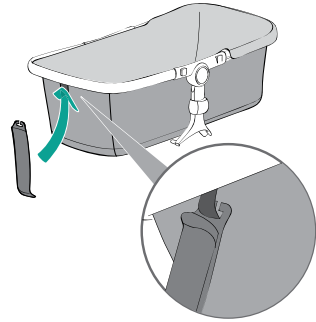
06



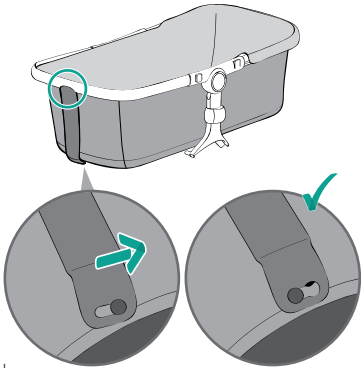
07



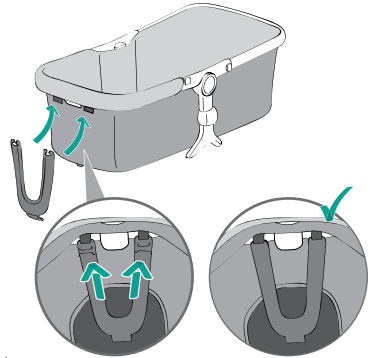
08



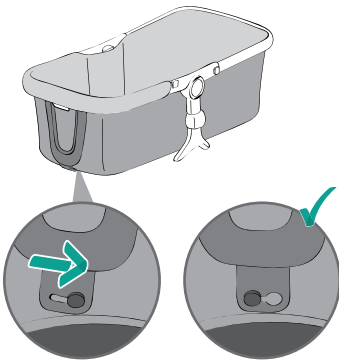
09



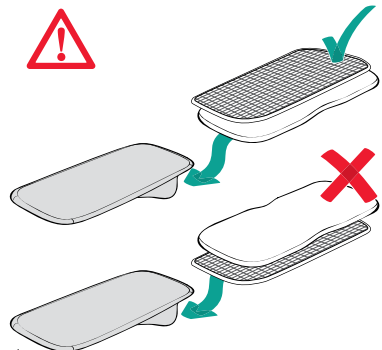
10



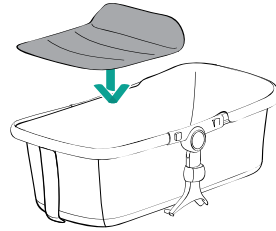
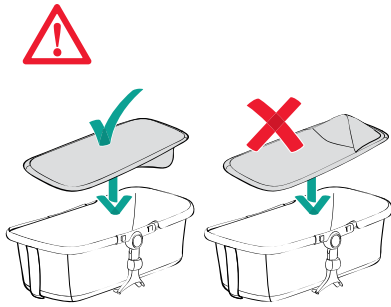
11



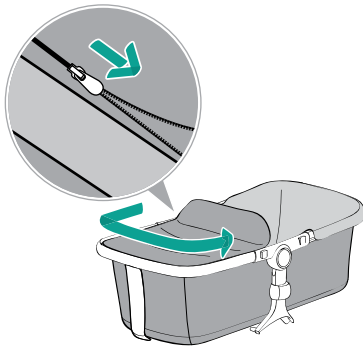
12



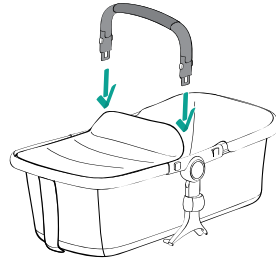
13



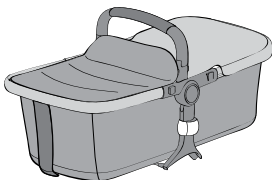
14

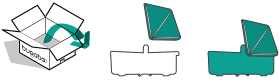


15

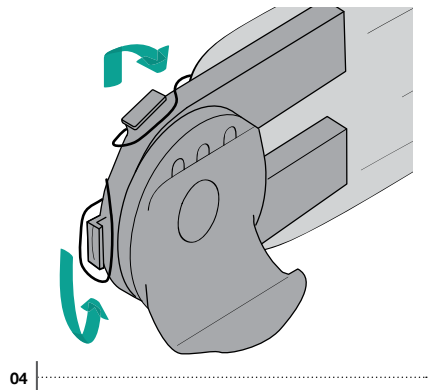
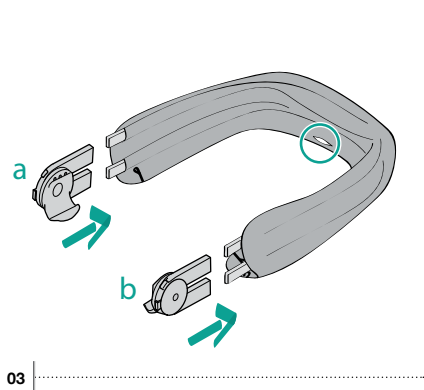
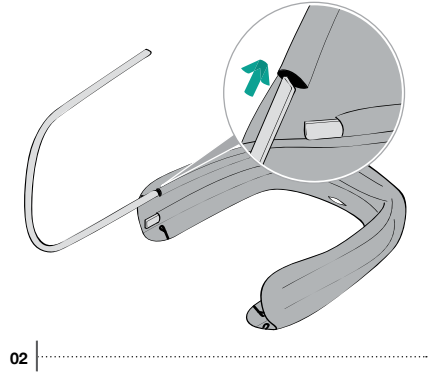
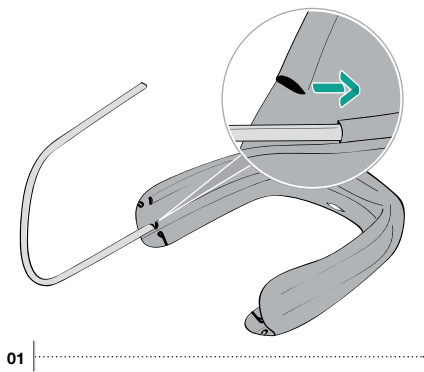
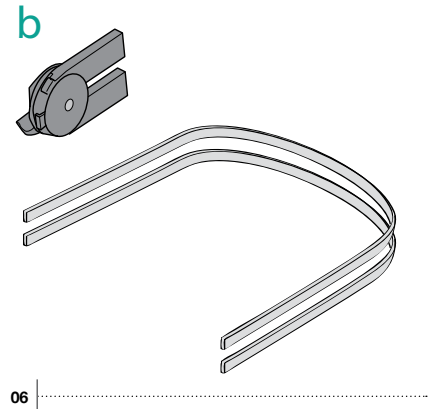
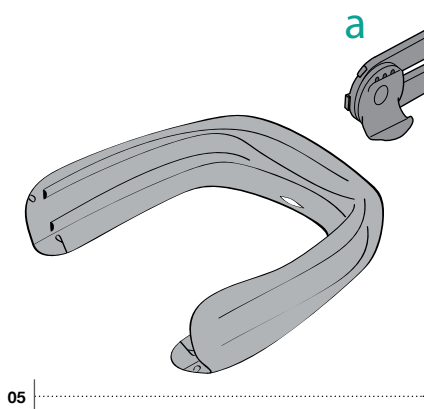


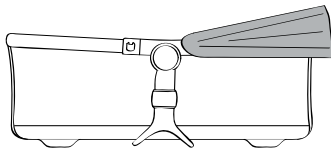
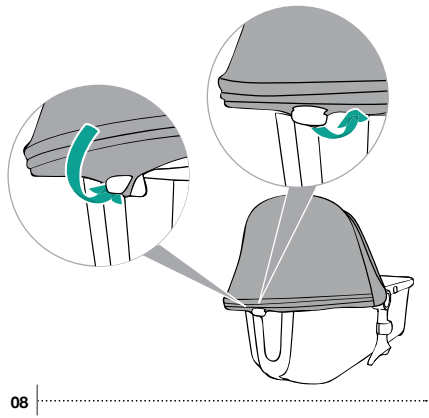
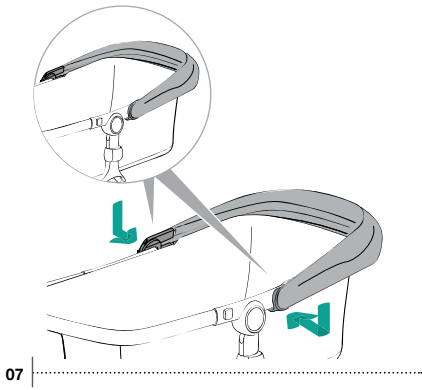
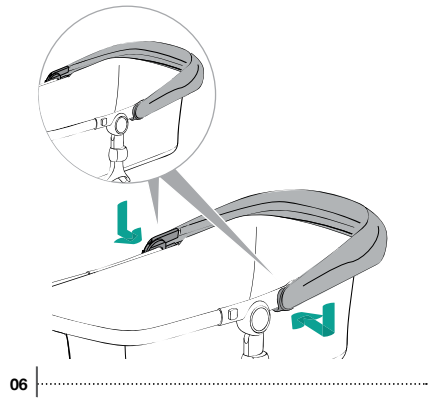
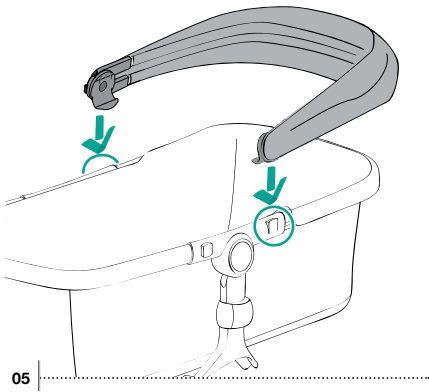
16





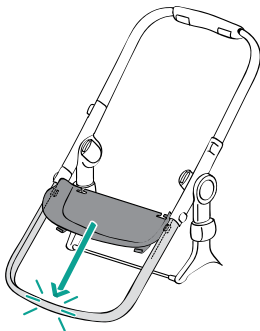
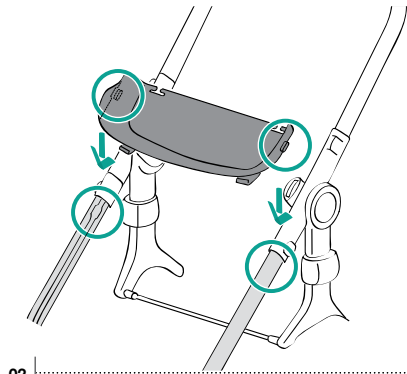
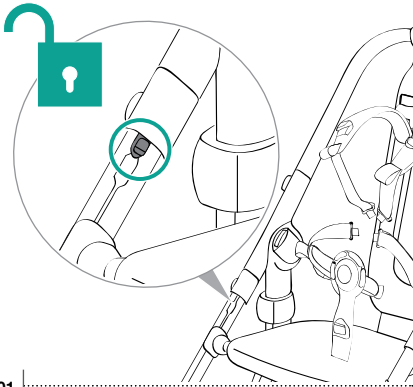
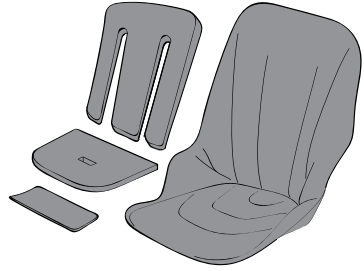
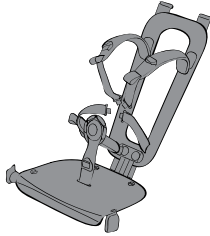
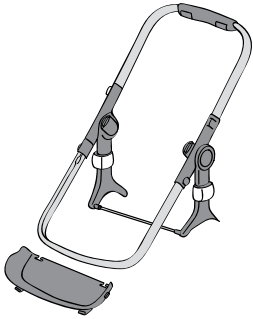
www.bugaboo.com/fox/howto



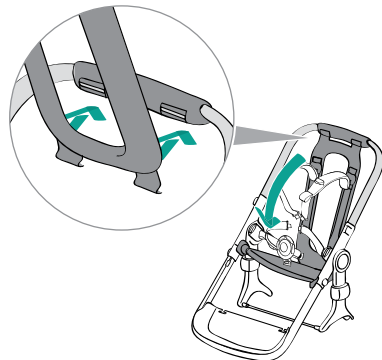




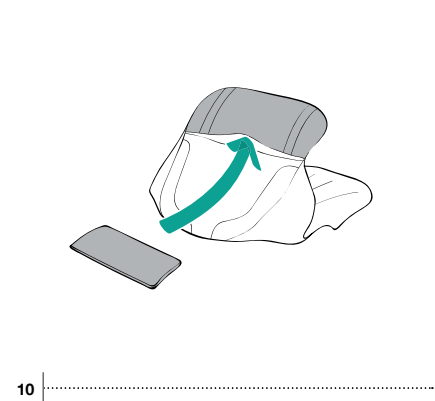
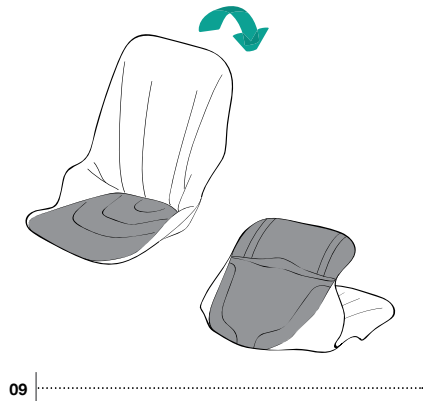
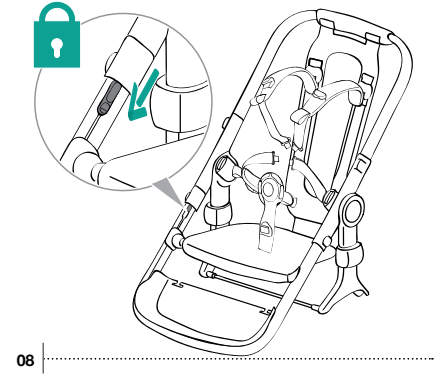
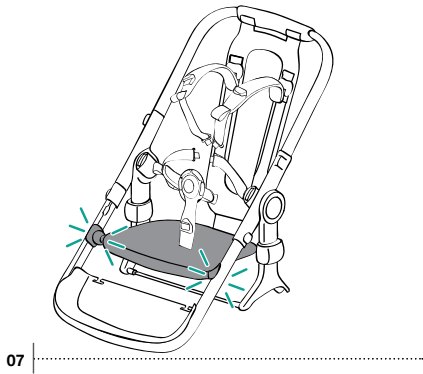
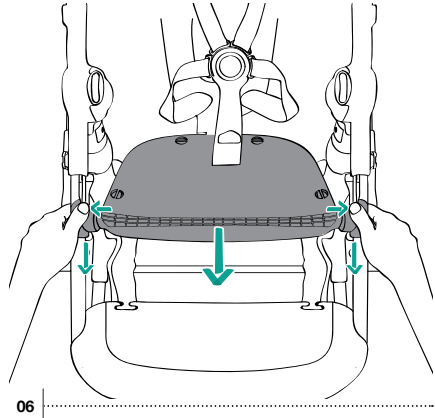
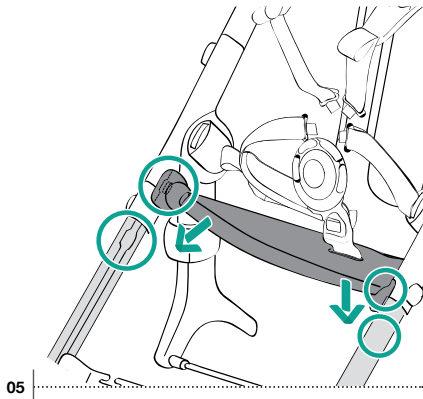
www.bugaboo.com/fox/howto

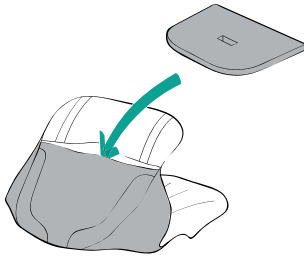


03

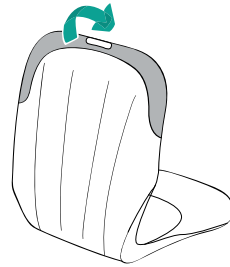


04

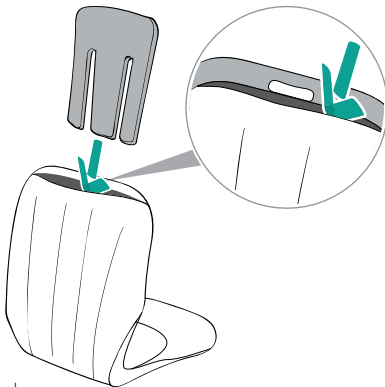




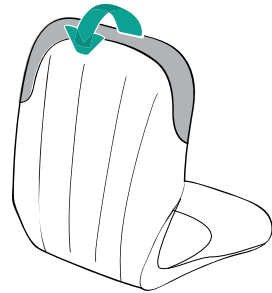
11



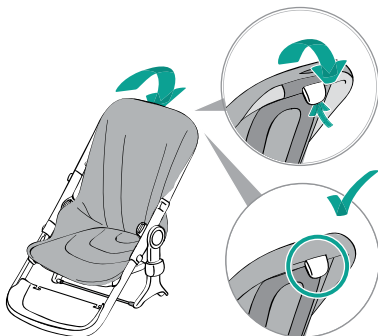
12



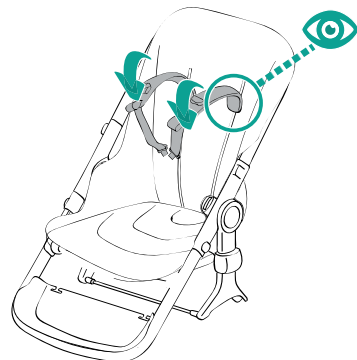
13



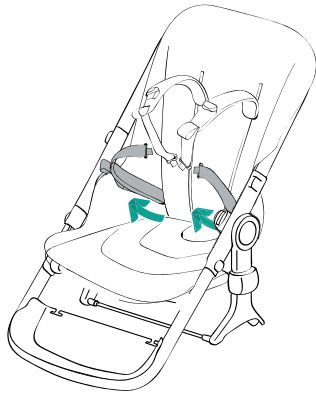
14



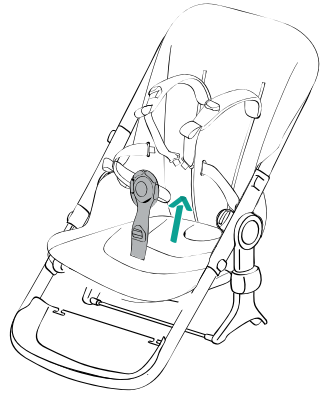
15



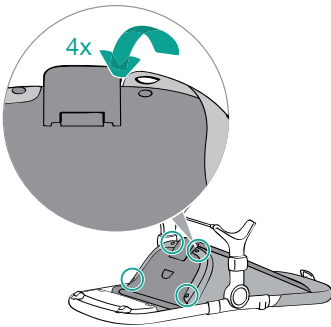
16



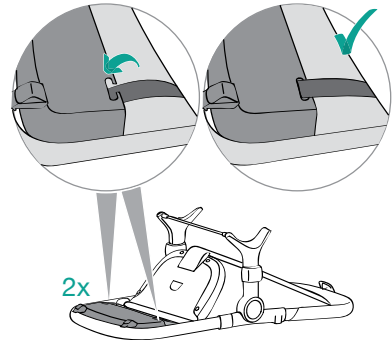
17



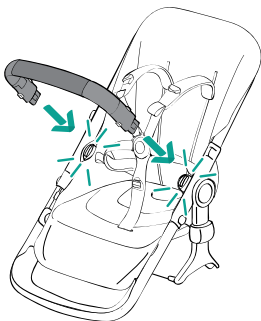
18



19

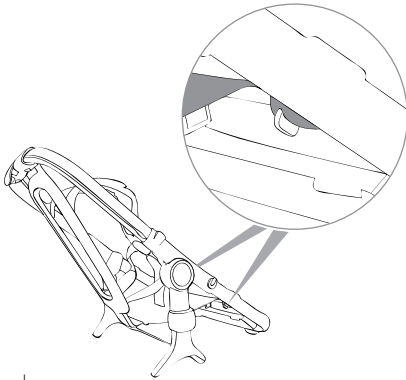


20

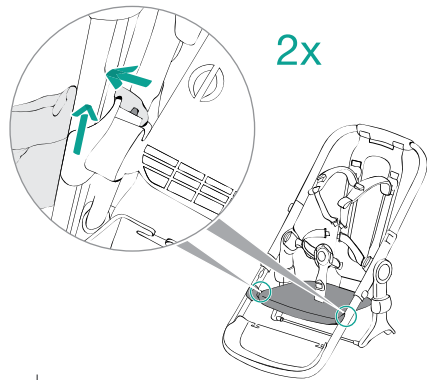


21

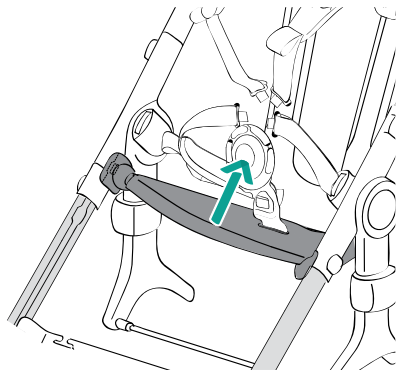




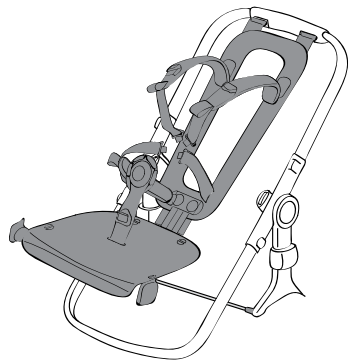
01 |



02 |



03 |



04 |

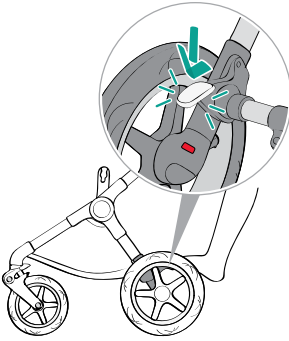


features

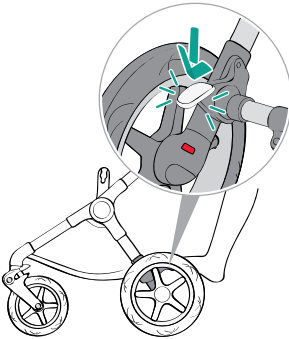
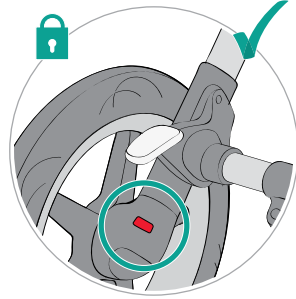
Please pay extra attention to all the features of the Bugaboo Fox. This enables you to use this product to the fullest and secures a smooth ride for you and your child.



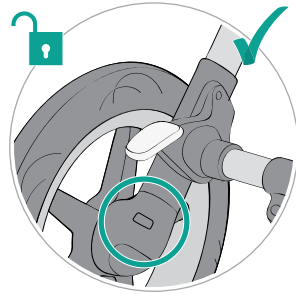
www.bugaboo.com/fox/howto

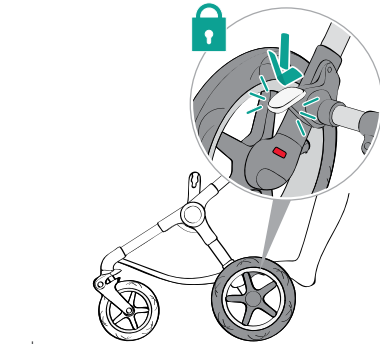


01

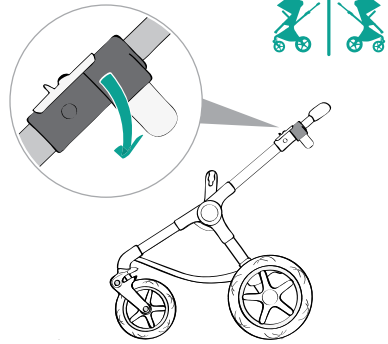


02

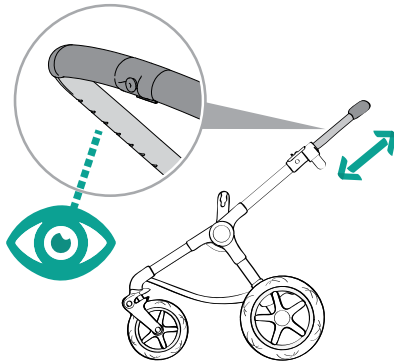




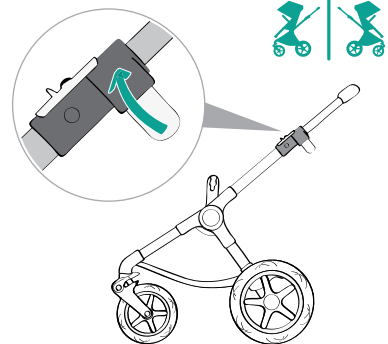
01



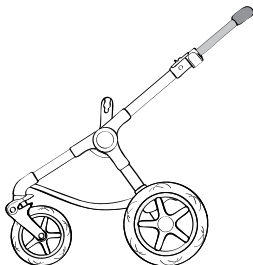
02

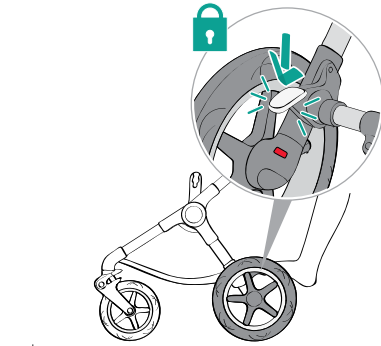


03

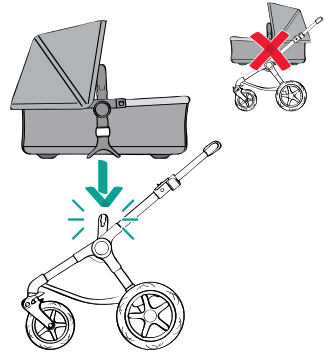


04

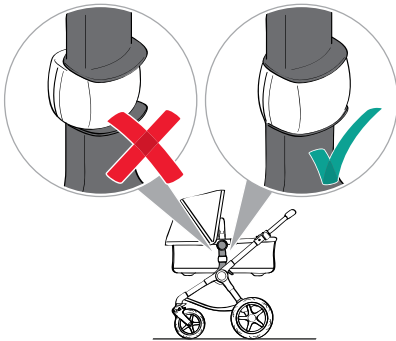





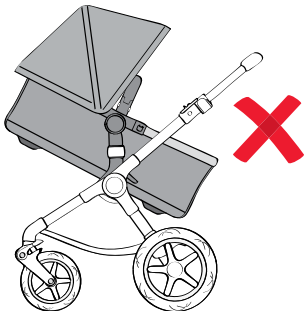

01

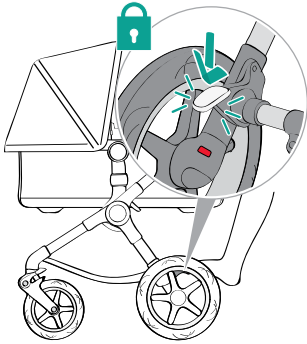


02

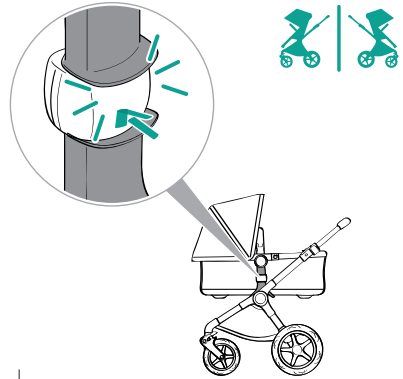


03

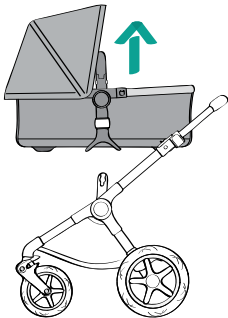




01 |



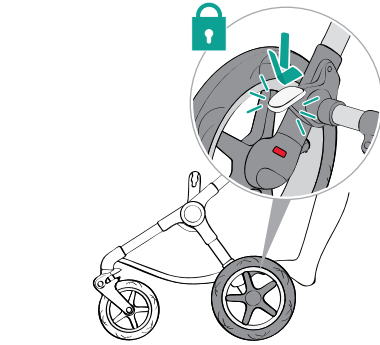
02 |



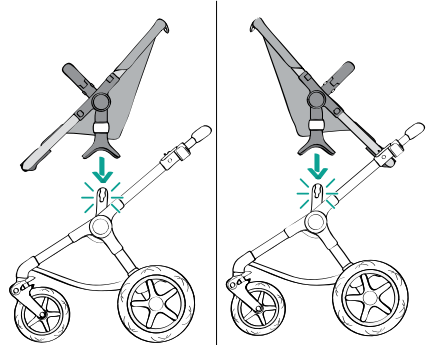
03 |



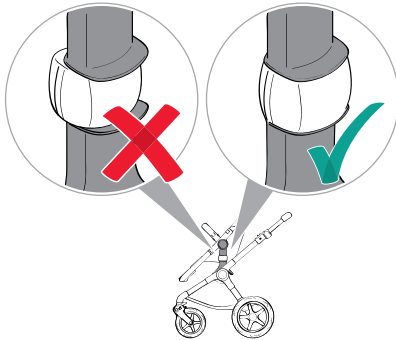
www.bugaboo.com/fox/howto



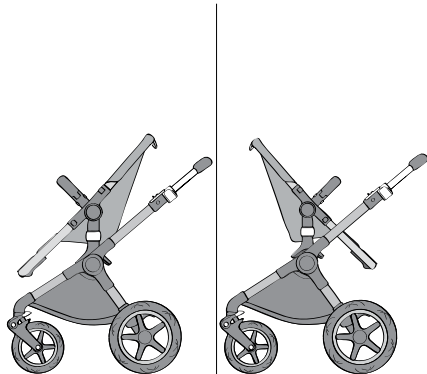
01



02

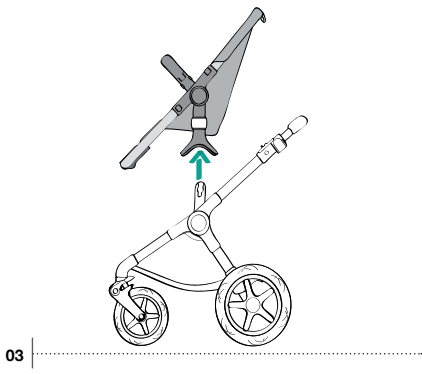
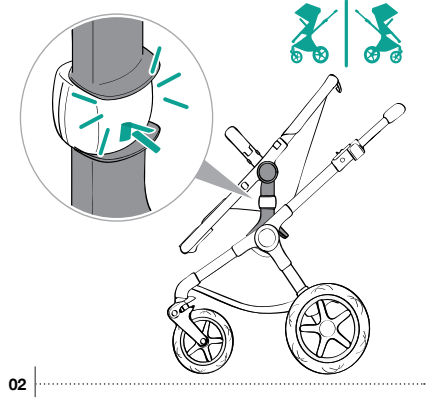
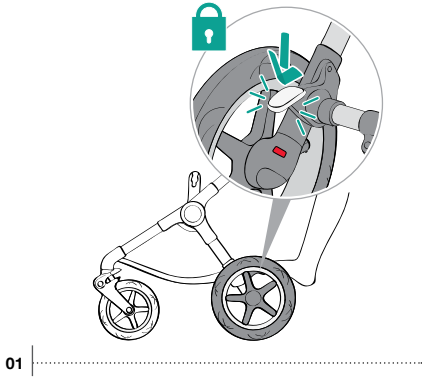


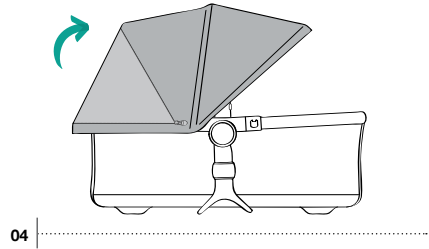
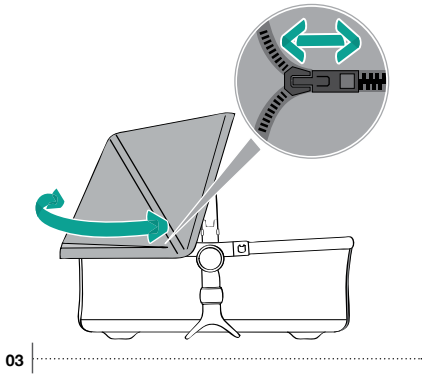
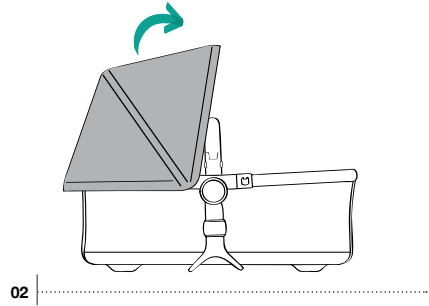
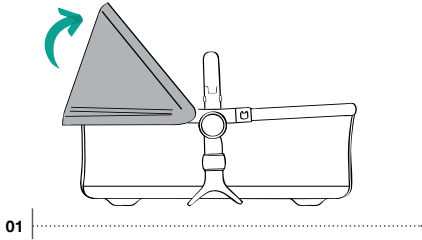
03





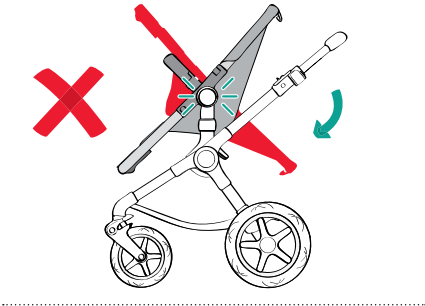
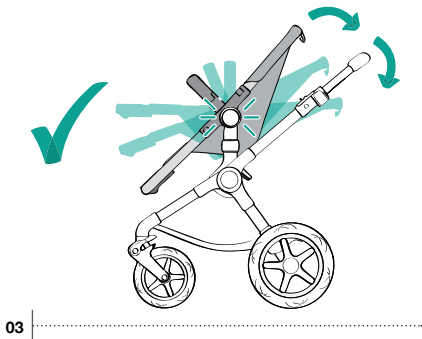
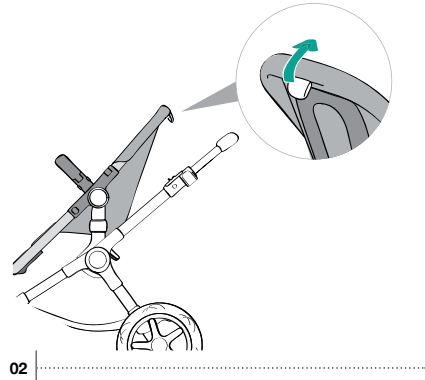
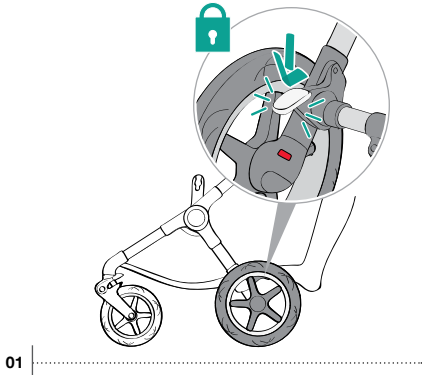
www.bugaboo.com/fox/howto

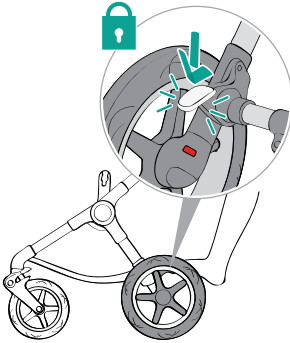




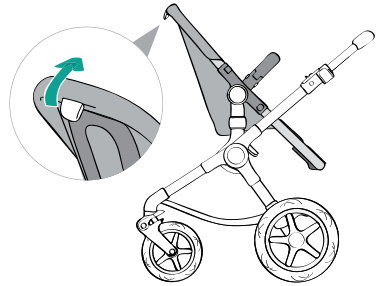


www.bugaboo.com/fox/howto







01



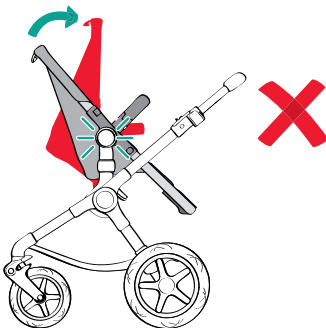
02

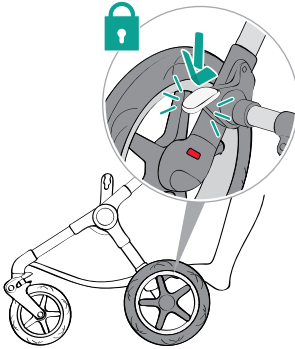


03

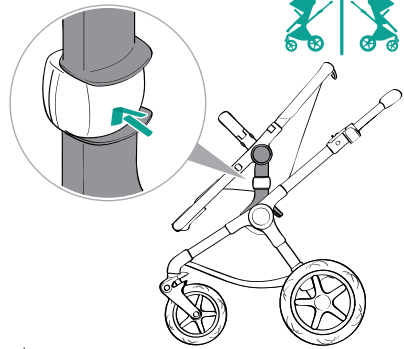


04

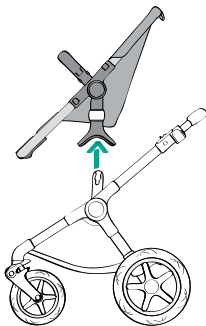




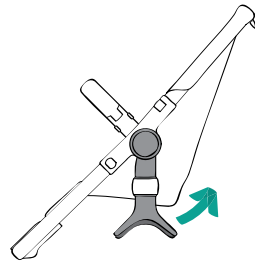
01



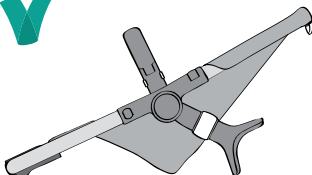
02



03

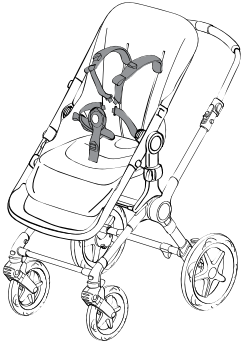


04

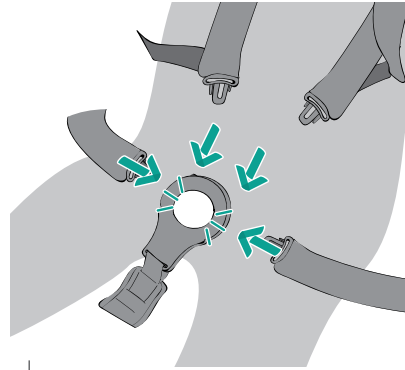




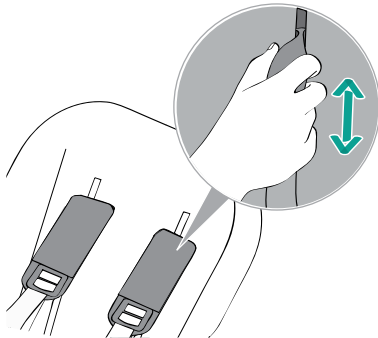
www.bugaboo.com/fox/howto



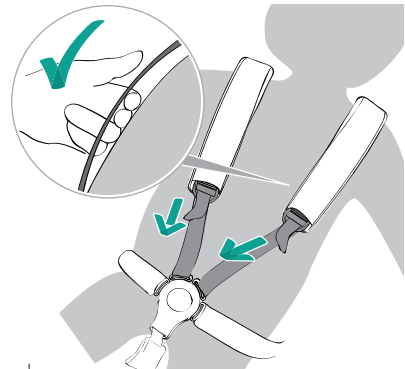
01



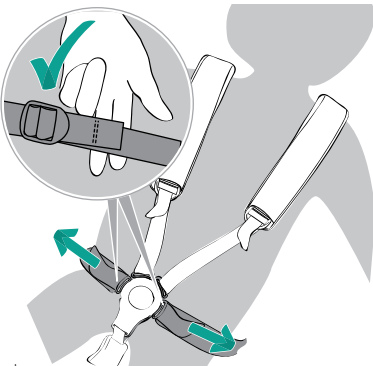
02



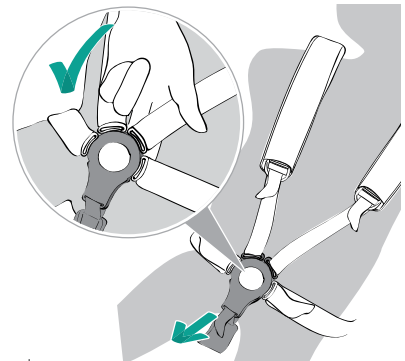
03



04



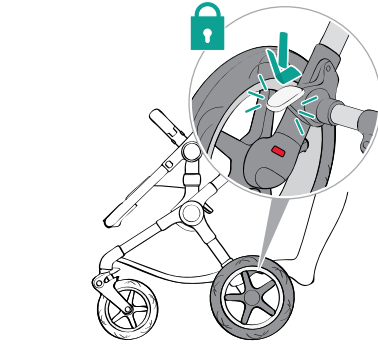
05




06



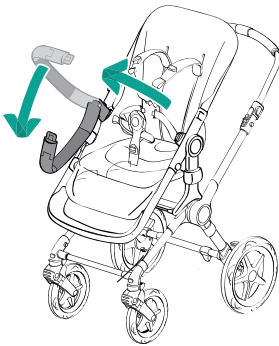
www.bugaboo.com/fox/howto



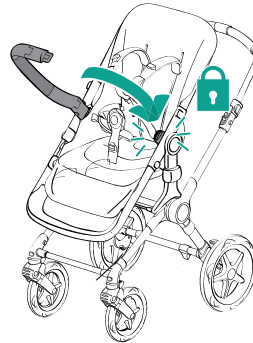
01



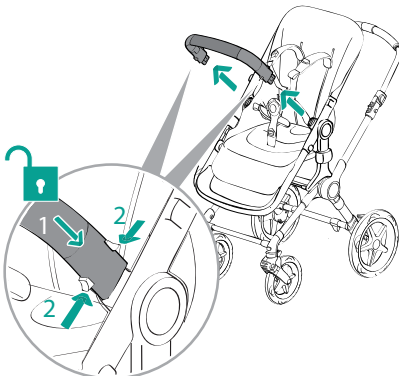
02



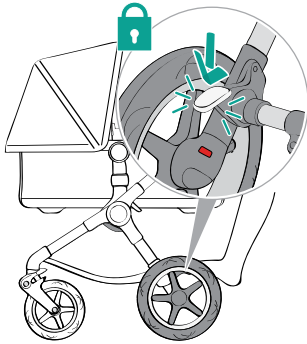
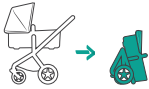
03



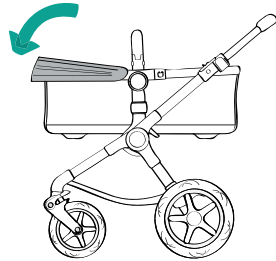
04



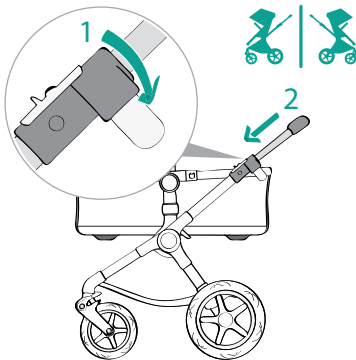
05



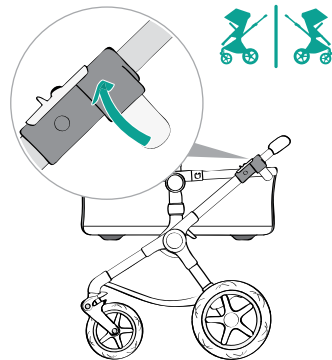
01



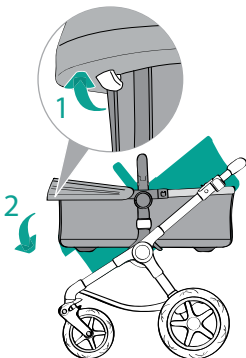
02



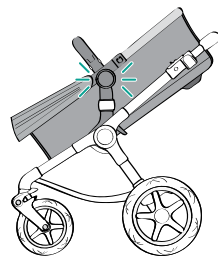
03



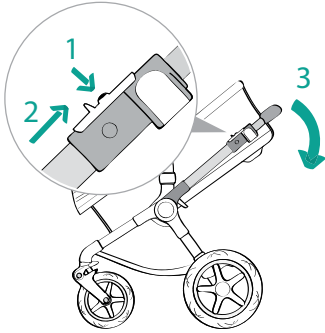
04




05




06




07


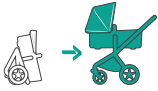


08




09






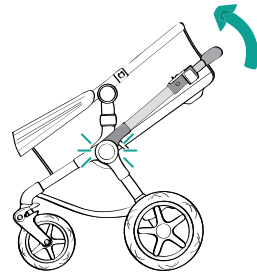
01



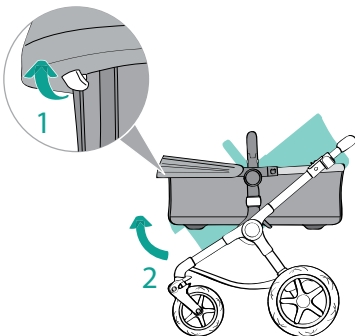
02




03



04

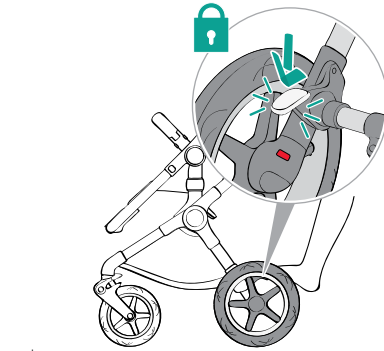


05

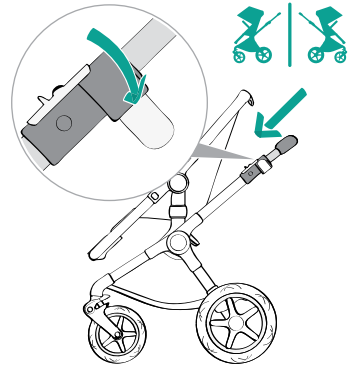





www.bugaboo.com/fox/howto



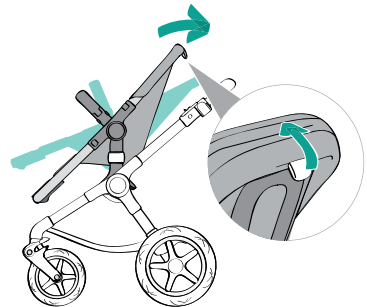
01




02



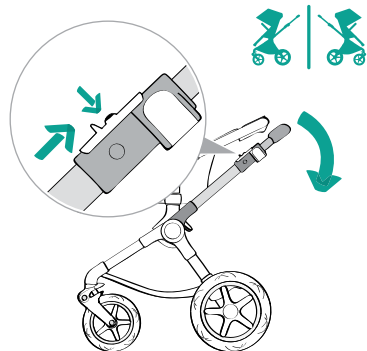
03




04



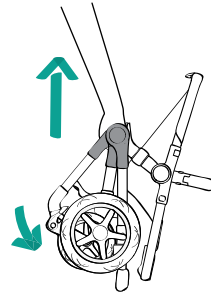
05



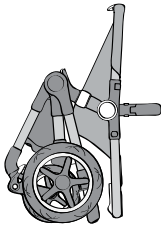
06



07

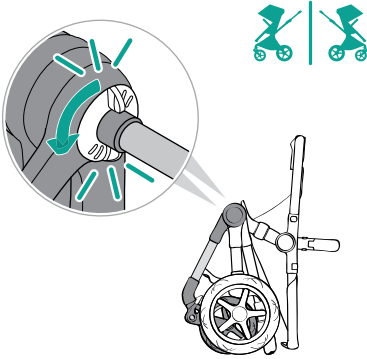


08

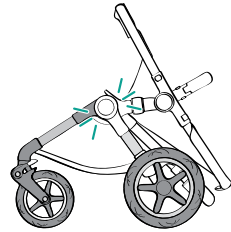




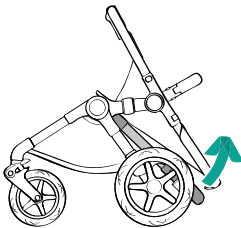
www.bugaboo.com/fox/howto



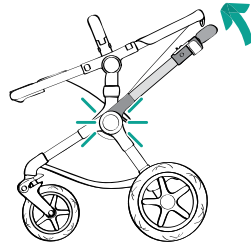
01



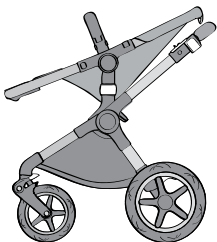
02

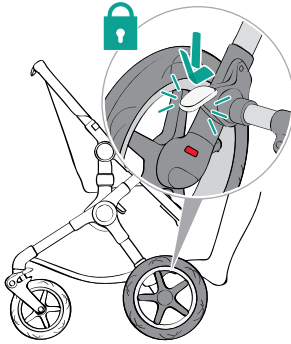


03

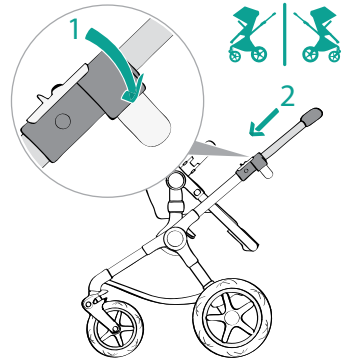


04






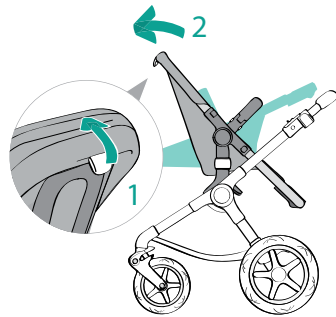
01



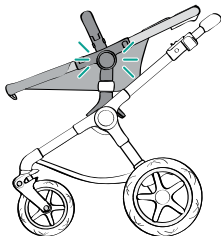
02




03




04



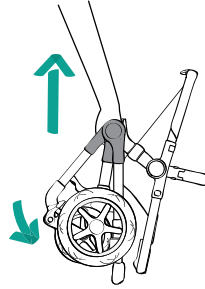
05



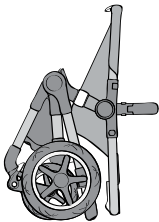
06



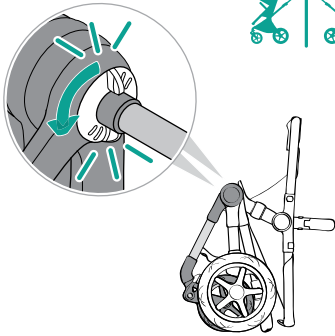
07 |



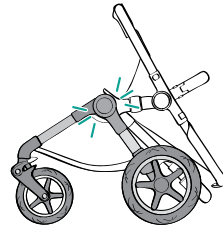
08 |



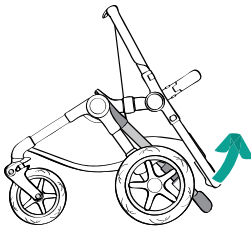
.....



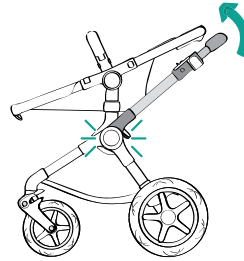
01 |



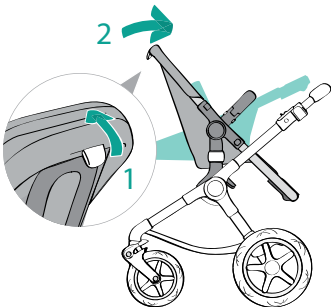
02 |



03 |

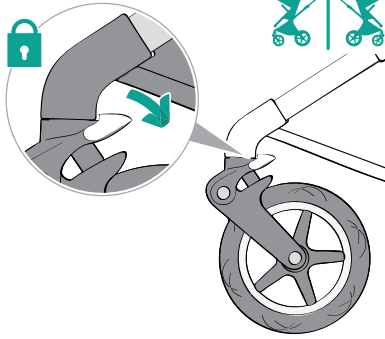


04 |




05 |

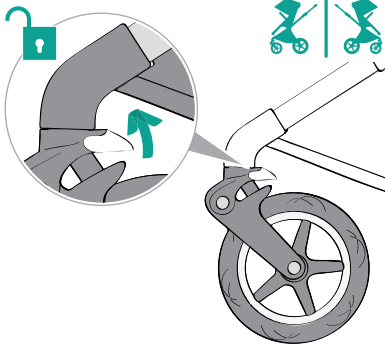




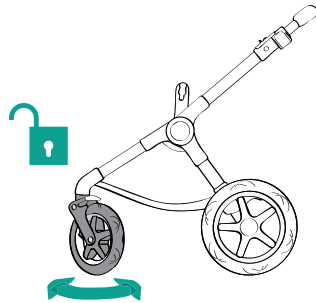
01



02



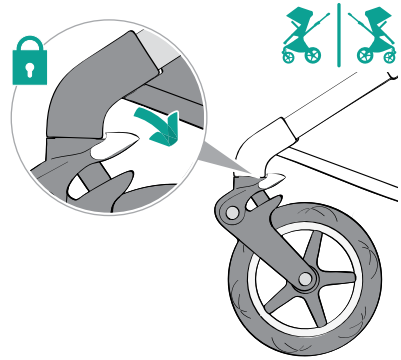
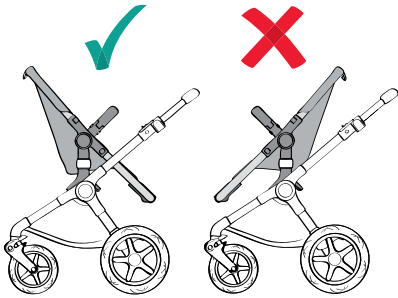
03




04



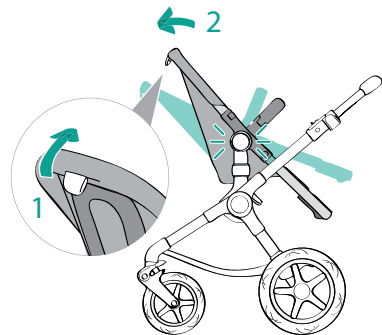
www.bugaboo.com/fox/howto



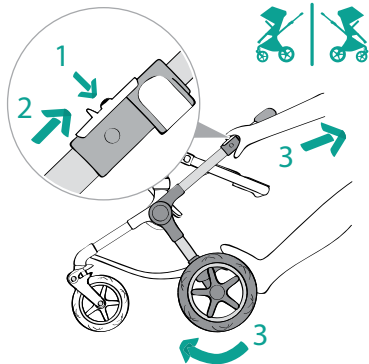
01



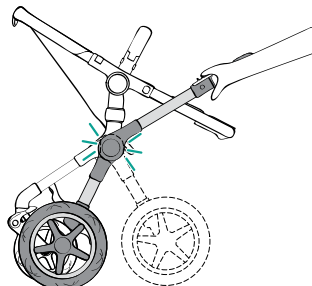
02



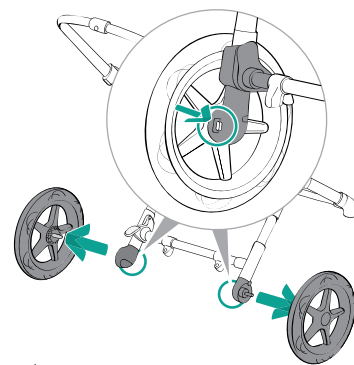
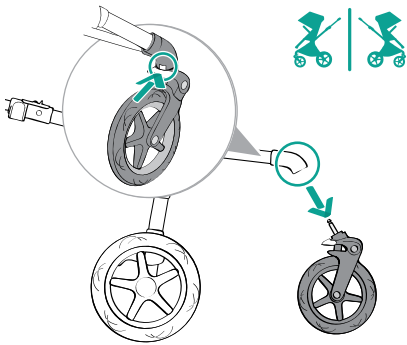
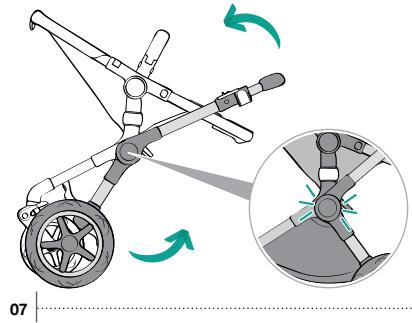
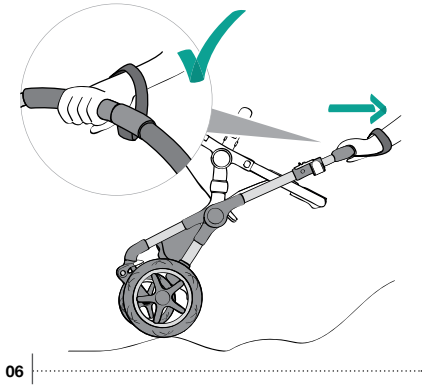
03

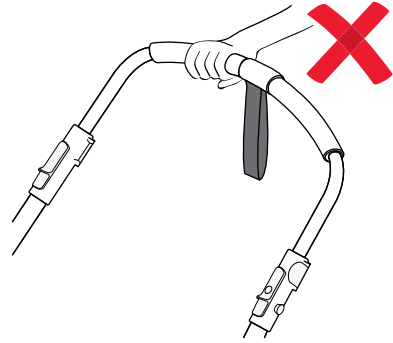
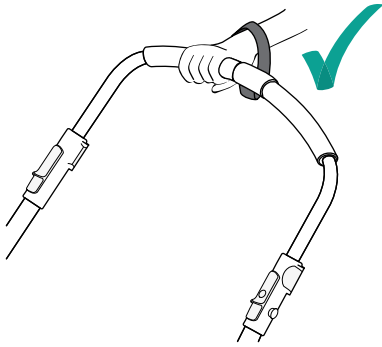


04



05

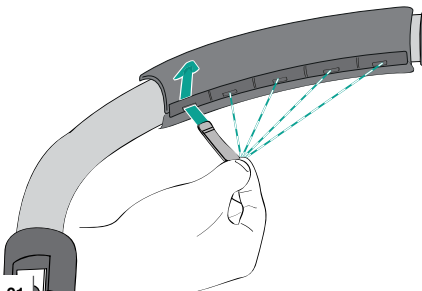
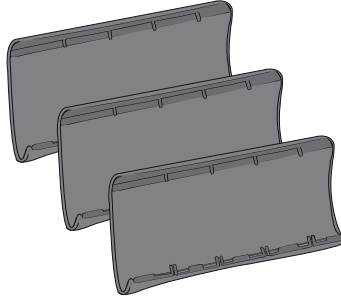




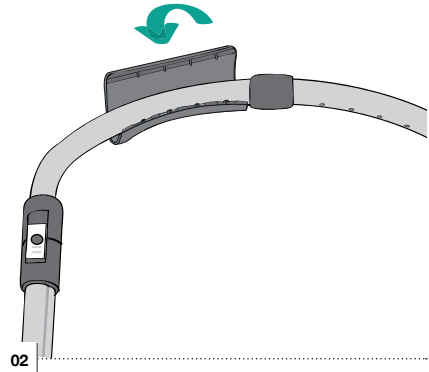
01 |



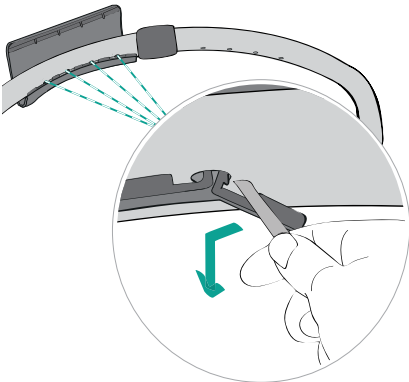
www.bugaboo.com/fox/howto



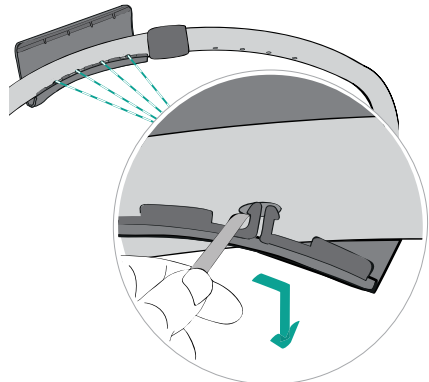
01



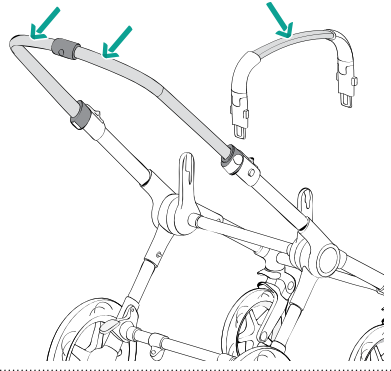
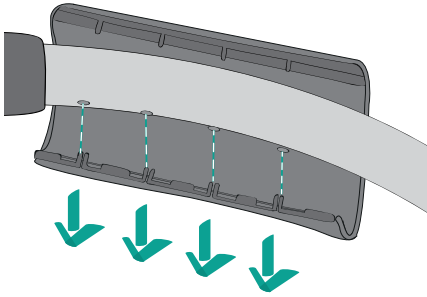
02



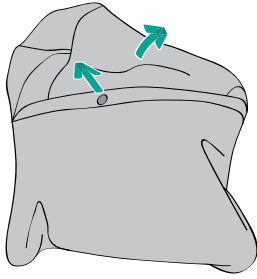
03



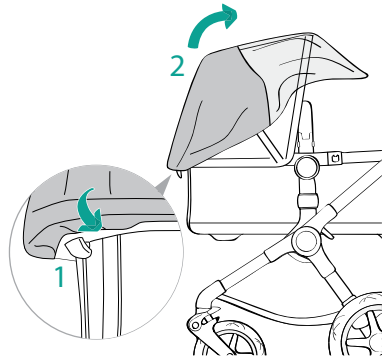
04



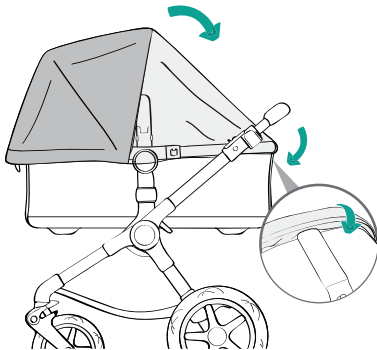
05



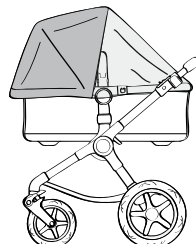
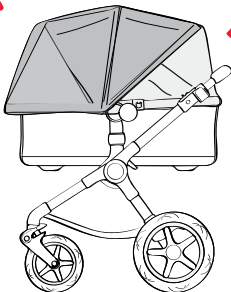
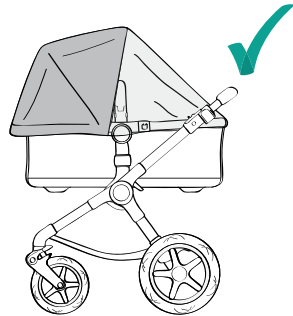
01

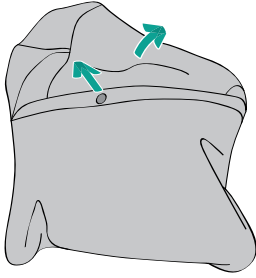


02

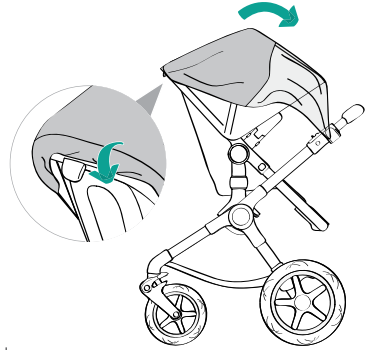


03

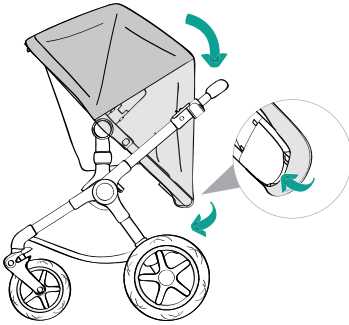




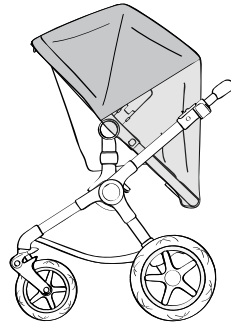
01



02



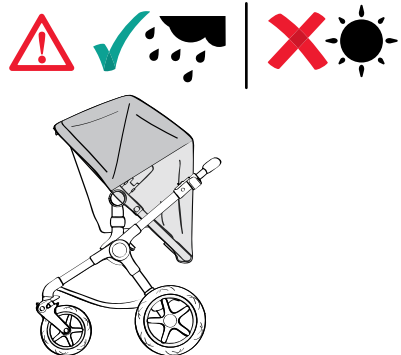
03



04



05



06

The information contained herein is subject to change without notice. Bugaboo International BV shall not be liable for technical errors or omissions contained herein. The purchased product may differ from the product as described in this user guide. Our most recent user guides can be requested at our service departments or at www.bugaboo.com.

© 2017 Bugaboo International BV. BUGABOO, BUGABOO CAMELEON, BUGABOO BEE, BUGABOO DONKEY, BUGABOO BUFFALO, RUNNER, BUGABOO FOX, BUGABOO BOXER and the Bugaboo logos are registered trademarks. The Bugaboo® strollers are patented and design protected.

bugaboo europe & asia

bugaboo international bv
paasheuvelweg 9 a-b
1105 be amsterdam zuidoost
the netherlands

bugaboo japan k.k.

東京都渋谷区神宮前
6丁目33-14
神宮ハイツ501
〒150-0001
日本, japan

부가부코리아(유) (bugaboo korea ltd.)

서울특별시, 송파구 오금로 97
방이동, 진넥스빌딩 8층
1577-0680
korea



important information

fox

bugaboo®



“I’ve always had a thing for wheels. Wheels get you from A to B with this weightless, gliding sensation that just makes you feel free. That feeling of freedom - the sheer effortlessness of it - gives you energy, makes you happy, and empowers you to really go places.”

— Max Barenbrug, Bugaboo Co-founder and Chief Design Officer

We would like to thank you for buying the Bugaboo Fox. Our strollers are a great investment because they are built to last from durable materials and fabrics. Nothing gives us a kick like seeing a well-traveled Bugaboo with mud on its wheels and stories to tell. Over the years we are proud to have seen our high-quality product passed down through generations.

The Bugaboo Fox embraces your complete lifestyle: going outdoors, travelling and shopping are easy and always smooth. It's got the lightest push – no effort, just go. Take this stroller anywhere, from city streets to snowy trails - the advanced all-wheel suspension and big tires ensure a smooth, stable ride for you and your child no matter the surface. The easy-access underseat basket means you can bring along everything you need. With an ultralight frame and seamless fold you can easily carry the stroller into your house or car, or use the super-compact fold for stress-free storage. The Bugaboo Fox doesn't compromise on quality, appearance or comfort.

When you read this user guide we advise you to pay extra attention to all the features of the Bugaboo Fox such as: the reversible and reclinable seat, the adjustable handlebar with soft leather-look grips, the compact fold and many more! This enables you to enjoy your Bugaboo Fox to its fullest and secures a smooth ride for you and your child.

Both the features and the assembling instructions of the Bugaboo Fox can be found in the instruction drawings of this user guide. This user guide also contains other important information such as care & maintenance tips and how to use this stroller safely. Read these instructions carefully before use and keep for future reference. If you have any questions or you need support, please do get in touch with us. Our service team is here to help. You can find the service contact details further down this user guide.

**From everyone at Bugaboo:
Enjoy life on the move
with your family day after day!**



SHARE YOUR JOURNEY



@teresalobarregui @aarikalee @thereal_littlebirdsmama @pobke @therealtumi @natalykurasova



CLEANING & MAINTENANCE TIPS

Before cleaning always refer to the fabric label for washing instructions.

BASSINET AND APRON. The Bugaboo Fox bassinet fabrics are detachable and machine washable. Detach the stiffeners from the bassinet fabric before washing.

SEAT. The Bugaboo Fox seat fabric is detachable and machine washable. The foam inside the seat fabric should be taken out before washing. The foam can be cleaned with a damp cloth. Insert the foam back in the seat fabric after cleaning before assembling the seat fabric back in your Bugaboo Fox. Do not use the seat without the foam.

MATTRESS. The Bugaboo Fox mattress cover and the aerated inlay of the mattress are detachable and machine washable. The aerated inlay is placed on top of the mattress foam and can be removed by taking off the mattress cover. The mattress foam can be cleaned with a damp cloth. After washing, ensure that all mattress parts are dry and replaced in their original position. The aerated inlay should be placed on top of the foam mattress, please refer to the instruction drawings. Do not use the mattress without the aerated inlay.

CANOPY. The Bugaboo Fox sun canopy is detachable and machine washable.

UNDERSEAT BASKET. The Bugaboo Fox underseat basket is not washable, but can be wiped clean with a damp cloth.

GRIPS. Grips are not washable but can be wiped clean with a damp cloth.

CHASSIS. Clean the chassis with a soft towel and lukewarm water and wipe off any remaining water with a dry cloth. Use a soft brush to clean sand and dirt from the mechanisms and sliding tubes of the chassis. Take care to brush dirt away from any sliding joints.

WHEELS. Periodically remove the wheels from the chassis and brush off any dirt or sand in the inside axle of the wheel. Do not submerge the wheel bearings in water. Use a brush and water to clean dirt on the wheels.

RAINCOVER. Clean with damp cloth only.

WET CONDITIONS. Store your Bugaboo Fox and its accessories in a dry place and leave them to dry unfolded to prevent mold.



MANUFACTURER'S WARRANTY (for Australia and New Zealand only)

As the manufacturer, Bugaboo International BV, which has its principal place of business in Amsterdam ("Bugaboo"), supplies the Bugaboo stroller ("product") under warranty, subject to the following conditions:

1. Bugaboo's warranty period is 24 months, from the date of purchase as indicated on the sales receipt. The remaining warranty period for the original product will apply for a replacement part or product or a repaired product.
2. Bugaboo's warranty applies only in the region (USA and Canada or Europe or Russia or Australia and New Zealand or Asia) in which the product was purchased. Bugaboo warrants that the product will be in compliance only with the statutory provisions and/or government regulations that apply in the region in which the product was sold. Bugaboo reserves the right to apply a different warranty for other regions.
3. Bugaboo's warranty provides a right to repair unless Bugaboo is of the opinion that replacement or return of the product is necessary. Bugaboo will bear the expense and risk of transport from and to the retailer ("the retailer") where you purchased the product, if the repair is covered by manufacturer's warranty.
4. To claim under Bugaboo's warranty you must provide Bugaboo with the following:
 - a copy of the dated purchase receipt,
 - a clear description of the complaint and
 - the defective product and/or photographs of the defective part or product.
5. Bugaboo's warranty is not transferable and may therefore only be invoked by the first owner.
6. Bugaboo's warranty does not affect any statutory rights you may have, for example the right to hold the retailer accountable for defects.

WHAT IS COVERED BY THE BUGABOO'S WARRANTY?

Bugaboo's warranty applies in respect of the product and covers the following:

- all manufacturing defects in the chassis, frame and the wheels;
- all manufacturing defects in the adapters (frame and car seat adapters);
- zippers;
- all parts of the harness of the product;
- seams in the covering;
- self-adhesive straps; and
- colourfastness.

BUGABOO'S WARRANTY WILL BE VOID IN THE FOLLOWING CIRCUMSTANCES:

- If you have made or arranged for modifications or repairs to be made without first having received written permission from Bugaboo or the retailer.
- Defects resulting from neglect or an accident and/or from any use or maintenance other than that indicated in the user guide.
- If the serial number has been damaged or removed.
- Damage to the product caused by normal wear and tear.
- Incorrect mounting or installation of third-party parts that are incompatible with the product.
- Inadvertent or unintentional damage, abnormal use or insufficient care.
- Improper storage / product care.
- Damage to push bars or upholstery due to normal daily use of the product.
- Holes or tears in the tires.
- Damage due to improper use or due to failure to follow user guide.

- Damage due to repairs carried out by unauthorized persons or due to improper disassembly of the product.
- Transport damage (during air transport or other modes of transport): carefully inspect your product after it was shipped by the airline (or other carrier) and in case of any damage immediately file a claim with the carrier.
- Customer dissatisfaction with the product in terms of fit, weight, functionality, colour or design.

IMPORTANT

The manufacturer's warranty period for this product is 24 months from the purchase date indicated on the sales receipt. Save the sales receipt in a safe place and make a copy of it. If you submit a claim under this manufacturer's warranty you must first contact your retailer. If your retailer is unable to repair the defect or if you have purchased the product directly from Bugaboo, you can contact Bugaboo by sending an e-mail to service.au@bugaboo.com or dial 02 9091 0322 or by mail to Bugaboo Australia Pty Limited, Service Department Suite 2, Level 2 156 Edgecliff Road Woollahra NSW 2025 Australia. For complaints that arise outside the manufacturer's warranty period you must also contact your retailer or you can contact one of our service centers. You can find an up-to-date list of service centers at www.bugaboo.com/store-locator (select 'service center' in the selection menu).

Bugaboo reserves the right to amend these manufacturer's warranty provisions. You can find the most up-to-date manufacturer's warranty provisions on our website: www.bugaboo.com/warranty.

REPLACEABLE PARTS

We pride ourselves on creating products based on high quality and standards. That's why only genuine Bugaboo parts or parts which have been approved by Bugaboo should ever be used in conjunction with the Bugaboo stroller. If you need to replace a part of your Bugaboo stroller, you can contact your retailer. Visit www.bugaboo.com/store-locator for an extensive list of retailers near you. Or purchase available parts directly via www.bugaboo.com/strollers/parts.

FOR AUSTRALIA ONLY

Our goods come with guarantees that cannot be excluded under the Australian Consumer Law. You are entitled to a replacement or refund for a major failure and for compensation for any other reasonably foreseeable loss or damage. You are also entitled to have the goods repaired or replaced if the goods fail to be of acceptable quality and the failure does not amount to a major failure. You should ask the retailer about these.



REGISTER YOUR PRODUCT

Keep informed about safety announcements or product upgrades specific to your Bugaboo product by registering your product via www.bugaboo.com/my-account.

We offer extra warranty if you register your product within 3 months of purchase. You can easily register on our website. Check www.bugaboo.com/extra-warranty for more info. Registration also speeds up the process when you get in touch with our service team. Please note: you still need your proof of purchase for warranty claims.



USEFUL SAFETY INFORMATION AND WARNINGS

IMPORTANT — Read these instructions carefully before use and **keep for future reference**. To avoid dangerous situations please take a few minutes to read the information below.

WARNINGS

TO AVOID INJURY OR DEATH ALWAYS APPLY THE BRAKES WHENEVER THE PRAM/STROLLER IS STATIONARY.

- DO NOT LEAVE CHILDREN UNATTENDED.
- SECURE THE CHILD IN THE HARNESS AT ALL TIMES.
- DO NOT CARRY EXTRA CHILDREN OR BAGS ON THIS PRAM/STROLLER.
- MAKE SURE CHILDREN ARE CLEAR OF ANY MOVING PARTS IF YOU ADJUST THE PRAM/STROLLER.

CHILDREN NEAR YOUR STROLLER

1. NEVER leave your child unattended.
2. Do not let your child play with the Bugaboo Fox.
3. To avoid injury ensure that your child is kept away when (un) folding and when making adjustments to this product.
4. Do not let other children play unattended near the bassinet.
5. Keep children and appendages away from the adapter interface when attaching the car seat.

BEFORE USE

6. The carry handle and the bottom of the bassinet should be inspected regularly for signs of damage and wear.
7. Check that the bassinet or seat unit or car seat attachment devices are correctly engaged before use.

8. Ensure that all the locking devices are engaged before use and always apply the brake when loading or unloading your child.
9. Before carrying or lifting the bassinet make sure that the carry handle is in correct position of use.
10. Before each use ensure that the harness is working properly and the handlebar is locked.
11. FALL HAZARD - Always check that the bassinet is securely locked on the base/stand by pulling upwards on the bassinet bed.
12. Brakes must always be applied when the pram/stroller is not moving.

USAGE RESTRICTIONS

Product in general

13. The Bugaboo Fox is suitable for children from 0 to 48 months (22 kg / 48.5 lbs).
14. Maximum weight for the underseat bag is 10 kg (22 lbs) / 35 liter.
15. Unstable hazardous conditions may exist if any of the recommended load by Bugaboo is exceeded and if package carrying accessories are added onto the product.
16. Never pick up the Bugaboo Fox and chassis by the carry handle while your child is lying or sitting in the bassinet or seat.
17. Take your child out of the Bugaboo Fox when going up or down stairs and around steep or unstable conditions. Also, take extra care when going up or down a curb or other uneven surfaces. Do not take your stroller on the escalator.
18. The Bugaboo Fox is designed for one child only. An additional child may ride along on the optional Bugaboo wheeled board, according to the usage instructions.
19. **WARNING: USE THE WRIST LOOP STRAP TO STOP THE PRAM/STROLLER ROLLING AWAY.**
20. Do not allow children heavier than 20 kg (44 lbs) to stand on the Bugaboo wheeled board.
21. The Bugaboo Fox frame (no. 230582 or 230583) should only be used with the Bugaboo Fox chassis (no. 234330 or 234340). Do not use Bugaboo Fox parts or components with any non-approved stroller or any other Bugaboo product.

22. Only use authentic Bugaboo replacement parts and Bugaboo accessories or products approved by Bugaboo for use with the Bugaboo Fox. It is unsafe to use products that are not approved by Bugaboo.
23. Strings can cause strangulation! Do not place items with a string around a child's neck, such as hood strings or pacifier cords. Do not suspend strings over a bassinet or cradle or attach strings to toys.
24. Do not use the Bugaboo Fox or any of its components near open flames or other sources of heat. Avoid exposing the Bugaboo Fox to extreme temperatures.
25. The Bugaboo Fox is not resistant to saltwater.
26. It is possible that on floors such as synthetic laminates, parquet, linoleum and carpet (organic surface floors), rubber black tyres may leave permanent marks. Should you have a floor as mentioned above we recommend to be careful with indoor usage.
27. This product is not suitable for running or skating.
28. The vehicle is designed for use on flat or gently sloping surfaces. It may be unstable on higher sloping and uneven surfaces; users should be made aware of the possibility of the vehicle tipping over.
29. There is potential for fingers or parts of the body to be injured when the vehicle is being folded or unfolded, and due care should be exercised.
30. Ensure vehicle is correctly folded and latch engaged when lifting or carrying the vehicle.

Bassinet specific

31. Maximum weight for the child in the bassinet is 9 kg (20 lbs).
32. This product is only suitable for a child who cannot sit up unaided.
33. **FALL HAZARD** - To help prevent falls, do not use this product when the infant begins to push up on hands and knees or has reached 9 kg (20 lbs), whichever comes first.
34. **SUFFOCATION HAZARD** - Infants have suffocated: In gaps between extra padding and side of the bassinet/cradle. On soft bedding use only the mattress, including sheet cover and aerated inlay, provided by Bugaboo for the Bugaboo Fox. NEVER add a pillow, comforter, or another mattress for padding.

35. Do not use the bassinet or a car seat in the two wheel position.

Seat specific

36. The seat is not suitable for children under 6 months.
37. **FALL HAZARD** - Avoid serious injury from falling or sliding out. Always use the complete five point restraint system.
38. Never let your child stand up in the seat. Be careful because children may stand up even when the seatbelt is fastened.
39. Always use the wrist strap when in two wheel position.
40. **WARNING:** Do not use the seat facing world on the 2-wheel position. It is not an intended use position.

Using bassinet or seat off the chassis

41. Maximum weight for the child in the seat when used independently of the chassis is 9 kg (20 lbs).
42. Do not use the bassinet or seat off of the chassis once your child can sit unaided.
43. The seat does not replace a cot or bed. The seat is not intended for prolonged periods of sleeping. Should your child need to sleep then place it in a suitable cot or bed.
44. **FALL HAZARD** - Child's activity can move carrier. **NEVER** place carrier on counter tops, tables, or any other elevated surface.
45. **SUFFOCATION HAZARD** - Infant carrier can roll over on soft surfaces and suffocate child. **NEVER** place carrier on beds, sofas, or other soft surfaces. Only use on a firm, horizontal level and dry surface.
46. **WARNING:** **NEVER** use this carrier as a means to transport an infant in a motor vehicle.

Rain cover

47. **SUFFOCATION HAZARD** - Do not use the sun canopy in the extended position in combination with the rain cover.
48. During use ensure that the rain cover does not come into contact with the child's face.
49. Monitor your child frequently, when using the rain cover.
50. Do not use the rain cover prolonged period of time.
51. Do not use the rain cover outside when it is not raining and do not leave your child under the rain cover with sunny weather, due to risk of overheating.

52. Do not use the rain cover inside.
53. Do not use the rain cover with hard wind (wind force 8 and above).
54. By stormy weather use the sun canopy under the rain cover on the second position.
55. Do not use on any other product than recommended by the manufacturer.

DAMAGE WARNING:

Do not use the Bugaboo Fox if any part is broken, torn or missing. You should ensure that any damaged or worn parts are repaired immediately.



CUSTOMER SERVICE

If you have a question you might be able to find the answer on our website www.bugaboo.com. If you need to contact our international service team, we are always happy to hear from you! We are available to answer any questions, concerns, or comments you may have regarding our products and services. Don't hesitate to contact us. Your feedback helps us to further improve our products and services.

Choose your preferred contact method:

Phone

+61-290910322

Contact form via bugaboo.com

www.bugaboo.com/support

Email

service.au@bugaboo.com

Twitter

[@Bugaboo](https://twitter.com/Bugaboo)



SHARE YOUR INSIGHTS

At Bugaboo, our products and their users are at the core of what we do, which is why we are continuously updating and improving our products. We are always collecting feedback and user experiences via our research program. We highly appreciate your contributions - if you are interested in participating you can let us know via the profile settings in your online account at bugaboo.com.



SHARE YOUR JOURNEY WITH US

We love seeing families enjoying life on the move with our strollers. From the first stroll to the first big adventure, we are constantly inspired by Bugaboo owners' photographs and stories. Please stay in touch and don't forget to share your journey with us on social.

@bugaboo #bugaboo

The information contained herein is subject to change without notice. Bugaboo International BV shall not be liable for technical errors or omissions contained herein. The purchased product may differ from the product as described in this user guide. Our most recent user guides can be requested at our service departments or at www.bugaboo.com.

© 2018 Bugaboo International BV. BUGABOO, BUGABOO CAMELEON, BUGABOO BEE, BUGABOO DONKEY, BUGABOO BUFFALO, RUNNER, BUGABOO FOX, BUGABOO BOXER and the Bugaboo logos are registered trademarks. The Bugaboo® strollers are patented and design protected.

bugaboo europe

bugaboo international bv
paasheuvelweg 9 a-b
1105 be amsterdam zuidoost
the netherlands

bugaboo australia

bugaboo australia Pty Limited
service department suite 2 level 2
156 edgecliff road woollahra, nsw 2025
australia